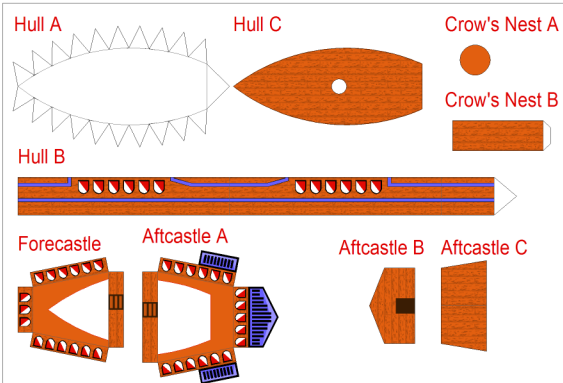
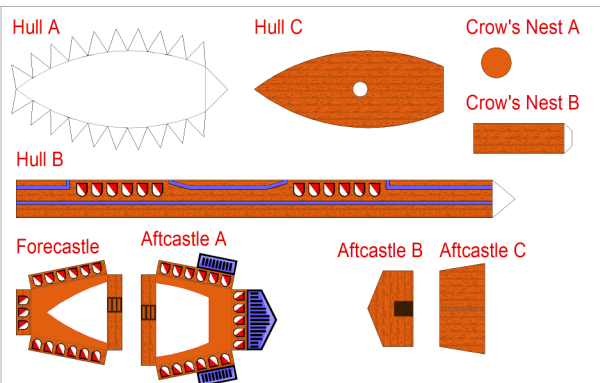


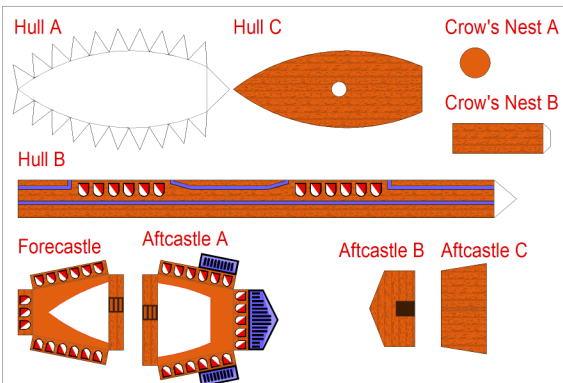
Buccaneer 1



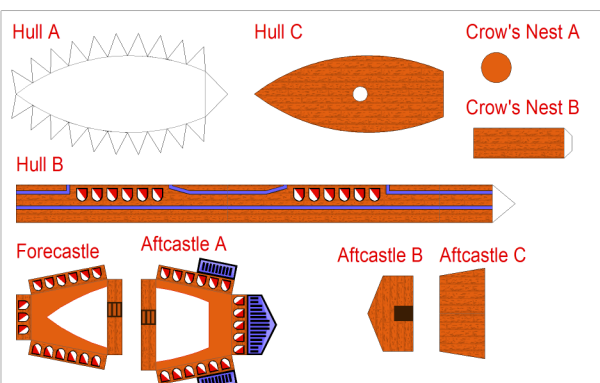
Buccaneer 4



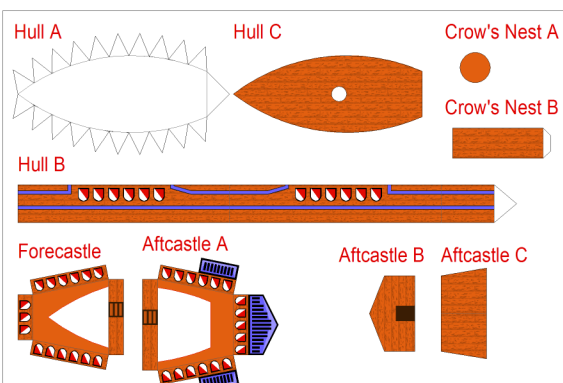
Buccaneer 2



Buccaneer 5

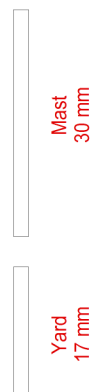


Buccaneer 3



Buccaneer 6

Masts & Yards



Instructions

<p>Hull</p> <p>Diagram showing Hull A, B, and C being assembled into a single hull.</p>	<p>Aftcastle</p> <p>Diagram showing Aftcastle A, B, and C being assembled into a single aftcastle.</p>	<p>Assembly</p> <p>Diagram showing the assembled ship with the bow and stern.</p>
<p>Forecastle</p> <p>Use a matchstick for the catapult. Cut into three pieces, half the head, and glue together as shown.</p>	<p>Crow's Nest</p> <p>Diagram showing Crow's Nest A and B being assembled.</p>	<p>For the bowsprit cut off the end of a toothpick (8mm) and glue it under the forecastle.</p>